

## STAINLESS STEEL CARE AND MAINTENANCE GUIDE



Stainless steel is a low maintenance solution that stays beautiful longer, with a greater resistance to rust and discolouration when cleaned and maintained regularly.

Stainless steel is not immune to corrosion or rusting as is commonly thought. This is especially true when stainless comes in contact with other metals (e.g., mild steel) or salty/marine environments.

The material is **Stain 'less' Steel**, not **Stain 'free' Steel**. If treated improperly (including contamination) during storage, transportation or fabrication, it will corrode and obtain a "tea-staining" or rusty look to the surface.

### Things to remember when installing and cleaning stainless steel products:

1. Cross-contamination between stainless steel and other metals can cause surface rust on the stainless steel over time.
2. Stainless steel should be kept separated from other materials.
3. Fasteners used on any stainless steel products should also be stainless steel (especially in an exterior environment).
4. Blades and cutting equipment used on stainless steel should be of an appropriate type and material.
5. Gloves, cloths and other materials used should be clean and free from debris.
6. Clean the stainless steel using products recommended for stainless steel cleaning immediately after installation to remove any debris from the material.
7. Use a coating on the surface to help further protect the stainless steel against rusting (e.g., **ProtectaClear**).




### Things to remember when maintaining stainless steel products:

1. Use cleaning pads and cloths made of non-metallic material.
2. Maintain a regular cleaning routine of the stainless steel to remove any contaminants and keep the stainless looking beautiful.
  - a) Basic Cleaning
    - Clean all material using soap and water and a clean cloth regularly.
  - b) Thorough Cleaning
    - Clean all material using a cleaner recommended for stainless steel (e.g., **SSCLEANER**); use a care spray to protect the material (e.g., **SSCARESPRAY**).
  - c) Extensive Cleaning and Protection
    - Clean the product with a cleaner recommended for stainless steel.
    - Re-apply the protective coating. Depending on the use or abuse that the stainless steel gets, it will determine how often you need to re-apply the protective coating. For example, the recommendation for ProtectaClear is as follows: On some applications that do not get a lot of use, it will last for many years without needing to be re-applied. For applications that get a lot of use or scratching, it may need to be touched up or re-applied every year. ProtectaClear will blend to itself, so the coating does not need to be removed for re-application.
3. Remove stains or rust spots as soon as they appear. See **SSEVSSKIT1**, **SSEVSSKIT2** for stainless steel rust removal and protective coating kits. The rust remover **SSEVACC5** is also available separately.

### Grades of Stainless Steel:

There are two grades of stainless steel commonly used in architectural applications. Stainless Steel Alloy 304 is recommended for interior use. Stainless Steel Alloy 316 is more resistant to corrosion than Alloy 304 and is recommended for exterior use.

## STAINLESS STEEL PRODUCTS

SSCARESPRAY	SSCLEANER	3MASB7447B
		
Stainless Steel Care Spray	Stainless Steel Cleaner Spray	Scotch-Brite Hand Pads (5/pack)
SSEVPROTECT1                      SSEVPROTECT2 or SSEVPROTECT3                      SSEVPROTECT5 or SSEVPROTECT6		
		
ProtectaClear 4 oz. Can	ProtectaClear 1 Pint or 1 Quart Can	ProtectaClear 6 or 12 oz. Aerosol Can
SSEVACC5	SSEVSSKIT1	SSEVSSKIT2
		
Stainless Steel Rust Remover 8 oz.	Stainless Steel Cleaning Kit 4 oz.	Stainless Steel Cleaning Kit 1 Pint

## **DISCLAIMER**

While every effort is made to ensure that the information contained in this guide is accurate, Euro Forgings Inc. ("Euro Forgings") does not warrant the accuracy, completeness or suitability of any such information. All guide content is made available on an "as is" basis, without warranty of any kind, either express or implied, including as to fitness for a particular purpose or for merchantability.

**Under no circumstances shall Euro Forgings, its officers, directors, employees, agents or related entities be liable for any direct, indirect, special, punitive, aggravated, consequential or other damages, howsoever caused, arising from or in connection with the use of this guide.**

All content herein, including the pricing of products, is subject to change without notice.

Reference in this guide to any third party entity, product, service, procedure or source of information should not be considered an endorsement by Euro Forgings.